



District Report Card: 2017


State: Rajasthan	District: Bundi
Class: 8	Subject: Mathematics
Schools: 51	Students: 1123


Participation/Coverage


Students

 GENDER	Boys		Girls	
	Number	%	Number	%
	535	47.64	588	52.36

 AREA	Rural		Urban	
	Number	%	Number	%
	1040	92.61	83	7.39

 CATEGORY	SC		ST		OBC		GEN	
	Number	%	Number	%	Number	%	Number	%
	268	23.86	251	22.35	567	50.49	37	3.29

 CWSN	LD	VI	HI	S&LD	ID	Oth
	4	2	2	2	5	23

 Management	Government		Government-aided	
	Number	%	Number	%
	1123	100.00	0	0.00

Average Performance of Students in Mathematics (%)

Overall	Gender		Area		Management		Social Group			
	Male	Female	Rural	Urban	Govt.	Aided	SC	ST	OBC	GEN
58.71	59.51	57.97	58.80	57.51	58.71	0.00	56.29	60.56	58.93	60.18

Performance on Learning Outcomes (LOs)

Learning Outcomes	Description	Average Performance(%)
M601	Solves problems involving large numbers by applying appropriate operations	61.73
M606	Solves problems on daily life situations involving addition and subtraction of fractions / decimals	71.12
M620	Finds out the perimeter and area of rectangular objects in the surroundings like floor of the class room, surfaces of a chalk box etc.	70.90
M621	Arranges given/collected information in the form of table, pictograph and bar graph and interprets them	64.08
M702	Interprets the division and multiplication of fractions	51.91
M705	Solves problems related to daily life situations involving rational numbers	62.33
M706	Uses exponential form of numbers to simplify problems involving multiplication and division of large numbers	63.62
M707	Adds/subtracts algebraic expressions	74.53
M710	Solves problems related to conversion of percentage to fraction and decimal and vice versa	49.38
M717	Finds out approximate area of closed shapes by using unit square grid/graph sheet	38.81
M719	Finds various representative values for simple data from her/his daily life contexts like mean, median and mode	60.64
M721	Interprets data using bar graph	76.98
M801	Generalizes properties of addition, subtraction, multiplication and division of rational numbers through patterns	45.34
M802	Finds rational numbers between two given rational numbers	63.62
M803	Proves divisibility rules of 2, 3, 4, 5, 6, 9 and 11	76.17
M804	Finds squares, cubes, square roots and cube roots of numbers using different methods	70.47
M808	Uses various algebraic identities in solving problems of daily life	30.23
M812	Verifies properties of parallelogram and establishes the relationship between them through reasoning	44.90
M818	Finds surface area and volume of cuboidal and cylindrical object	37.26
M819	Draws and interprets bar charts and pie charts	53.07

Range of Performance of Students who Answered Correctly							
Below 30%		30% - 50%		50% - 75%		Above 75%	
Number	%	Number	%	Number	%	Number	%
142	12.64	229	20.39	482	42.92	270	24.04

Lowest Performing Learning Outcomes (LOs)

- 1 - Uses various algebraic identities in solving problems of daily life (30.23)
- 2 - Finds surface area and volume of cuboidal and cylindrical object (37.26)
- 3 - Finds out approximate area of closed shapes by using unit square grid/graph sheet (38.81)

4 - Verifies properties of parallelogram and establishes the relationship between them through reasoning (44.90)

5 - Generalizes properties of addition, subtraction, multiplication and division of rational numbers through patterns (45.34)